



Ø 1.5 WOODEN HOT TUB

PRODUCT DESCRIPTION

Hot Tubs are becoming more and more popular as a combination of hot water and fresh air provides delightful sensations. It is a perfect place to relax and have fun with a family and friends. Therefore we offer a wide range of Hot Tubs: made only from the wood, with a synthetic frame or with a fiberglass interior.

Bathing in a wooden Hot Tub feels cozy and nature-friendly. Our wooden Hot Tubs can be made from spruce or thermo wood. Standard Hot Tub's depth is 95 cm, floor's and side walls' thickness is 38 mm. All screws used for the Hot Tub are made from stainless steel. An inside Hot Tub heater and benches are fixed to the walls, so it is easy to clean the Hot Tub after using it. Also models with external (outside) wood-burning ovens are available and these models can fit in more people. Moreover, external heaters can have a small glass window in the doors, so that it looks more cozy. The Hot Tub has a water discharge valve, it is ready for the hose connection, so water can be drained whenever you want.

1.5 m Hot Tub – for 4 persons or for 6 persons if a hot tub has an external heater.



SPECIFICATION

People	4-6 persons
Timber	Spruce / Thermowood
Shape	Round
Total height	1045 mm
Floor thickness	38 mm
Wall thickness	38 mm

STANDARD SET

Hot tub made from spruce or thermo wood;

Stainless steel tightening bands;

Stainless steel heater with a chimney (inside or outside the hot tub);

Wooden inside benches;

Safety fence for the hot tubs with the heaters inside;

Outlet valve;

Stairs.

DELIVERY

Assembling time

6 hours

Size of pallets (LxWxH)

1.60 x 1.20 x 1.90 m

Weight

190 kg

We can deliver fully assembled Hot Tubs or not assembled and packed on a pallet (KIT) together with the detailed assembly instructions and drawings. One person can easily assemble our Hot Tub in 6 hours depending on the size of it.

Size of a **1.5 diameter** assembled cargo (L x W x H): 1.60 x 1.10 x 1.80 m (+0.2 m height if with wooden cover). We can load 50 pcs KIT of hot tubs in a standard 13.6 m tent truck.

OPTIONS

THICKNESS OF THE SIDE BOARDS

- 38 mm;
- 58 mm.

EXTERNAL HEATER

- External round heater, 304 stainless steel (*standard*);
- External round heater, 316 stainless steel (*optional*);
- External 8 - corners heater, 304 stainless steel (*optional*);
- External 8 - corners heater, 316 stainless steel (*optional*);
- Without heater (*optional*).

What means the different stainless steels in the heater's options?

Our standard heaters are made from 304-grade stainless steel.

If chlorine, bromide, saltwater or other chemicals are to be used, the heater steel grade must be upgraded to a 316-grade stainless steel heater!



External round heater



External 8 - corners

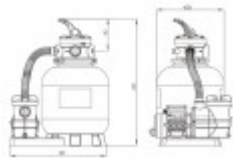
SAND FILTER SATURN

SAND FILTER SATURN (7 m³/h) tank is made of polyethylene. The simple construction and perfect technology production ensure work for many years. Recommended replacement of the sand every **1-2 years**.

Important! The water must not be aggressive. Sand filter must not be used in salt water or in pools where an electro chlorinator is used.



Sand filter



Sand filter dimensions

STAIRS

- "3 steps" from spruce (*standard*);
- "2 steps" from spruce (*optional*);
- Round, 2 steps stairs with niche for sand filter from spruce or thermo wood (*optional*);
- Round, 3 steps stairs with a niche for sand filter from spruce or thermo wood (*optional*).



3 steps stairs



2 steps stairs



Stairs with niche for sand filter

EXTERIOR PAINTING

The high-quality preservative finish is professionally spray applied in the factory to one side of the wood. The product is treated in your choice of color.



Exterior wood stain colors



Exterior wood paint colors

PRODUCT PACKING

- Not assembled - KIT;
- Assembled;
- Assembled and packed in a wooden transportation box (avoids damage to assembled products during long-distance transportation).



Not assembled




Assembled



Assembled and packed in a transportation box

ACCESSORIES



Bottle holder



Tent cover



Wooden cover



Led light



Paddle from spruce



Metal safety fence for heater chimney



Wooden safety fence for heater chimney



Scoop and poker



Floating solar thermometer

FOUNDATION

A stable, even and sustainable space is needed to set up a Hot Tub on it. Gravel, loose chippings, quarry tiles (flagstones) are recommended. A ground with humus or patches of grass is not suitable. A drainage could be of advantage depending on the local conditions. A concrete foundation is not necessary. It is important that air can circulate underneath of the Hot Tub so that damp can vaporize.


PAINTING

COLOR CARD


EXTERIOR WOOD STAIN COLORS



Water-based, quick drying premium total protection for wood outside.
Thin layer varnish – 3 in 1: impregnation, primer, and varnish!



PINE / LARCH RC260




TEAK RC545




CHESTNUT RC555



FIR GREEN RC960




MAHAGONY RC565




PALISANDER RC720




SILVER GREY RC970



NUT WOOD RC660



PINE RC270



RUSTIC OAK RC360




LIGHT OAK RC365




HEMLOCK RC120



WHITE RC990



EBONY RC790



SALT GREEN RC965

PLEASE NOTE: The colors shown in the catalogue and website may not 100% match the color you will receive.
The color of the wood material affects the final color.


PAINTING

COLOR CARD

EXTERIOR WOOD PAINT COLORS




Weather protection, water-based paints. High-performance and environmentally friendly.



WHITE / RAL 9016




ANTRACITE GREY / RAL 7016



LIGHT GREY / RAL 7035



DUSTY GREY / RAL 7037



OXIDE RED / RAL 3009



JET BLACK / RAL 9005



MOSS GREEN / RAL 6005



AZURE BLUE / RAL 5009



GREY BROWN / RAL 8019



BROWN RED / RAL 3011

PLEASE NOTE: The colors shown in the catalogue and website may not 100% match the color you will receive. The color of the wood material affects the final color.

PAINTING

AUTOMATIC MACHINE SPRAY TECHNOLOGY

Benefits

One of the main and most obvious benefits of using a paint machine is the speed and flexibility at which we can suggest our painting service for all of our products. A spray paint machine can get the work done faster and more consistently than manually painting. While the machine works faster, it improves quality too – sprayers produce an even coat of paint, leaving a high-quality finish. With our painting service from now, we can suggest our client's maximum flexibility! Not assembled products such as Grill cabins, Pavilions, Camping pods, and other products of any size you can order painted too!

PROFESSIONAL SPRAY

The high-quality preservative finish is professionally spray applied in the factory to three sides of the wood. The product is treated in your choice of color (one color for all product).

STAIN | PAINT

Which type of paint should I Use?

Properly painting and impregnating is one of the most important things to consider when thinking about how to extend your product's lifetime. Paint and natural wood finish instantly spruce up the aesthetics of your product. The decision you will need to make is if you want to use a water-based wood stain or paint. Both will offer you UV protection. The wood stains will allow the texture of the wood to show through and many are now available in a vast range of colors, however, paints will give you an intensive color, but will cover the grain and texture of the wood.

USAGE AND MAINTENANCE

ATTENTION! Read and follow all instructions carefully before installing and using this product!

- At first, water will leak, within 3-5 days the tub will swell and become completely tight.
- Fire and hot water may lead to serious injuries! ***Never leave your children and those with disabilities unattended!***
- Cleaning and maintenance shall not be made by children without any supervision.
- Our Hot tub can't be used by children aged 8 years and persons with reduced physical, sensory or mental capabilities.
- ***Keep this product more than 2 m away from the pool*** (for France 3.5 m), to prevent children from climbing on it and accessing the pool.
- Never heat the Hot Tub when it is empty! The Hot Tub could get on fire and unrepairable damages may occur!
- Standard our heaters are made from 304-grade stainless steel. ***If chlorine, bromide, saltwater, or other chemicals will be used heater steel grade must be upgraded to 316-grade stainless steel.***
- ***It is very important to empty the heater from the water as well in case there are minus degrees outside.***
- All information is based on experiences made and is the best of our beliefs. The local circumstances and other conditions must be taken into consideration from each individual Hot Tub user.



Misko 25, LT-85302 Venta, Lithuania
info@vikingindustrier.com